



# **Commercial and Industrial Electric Bill Comparisons**

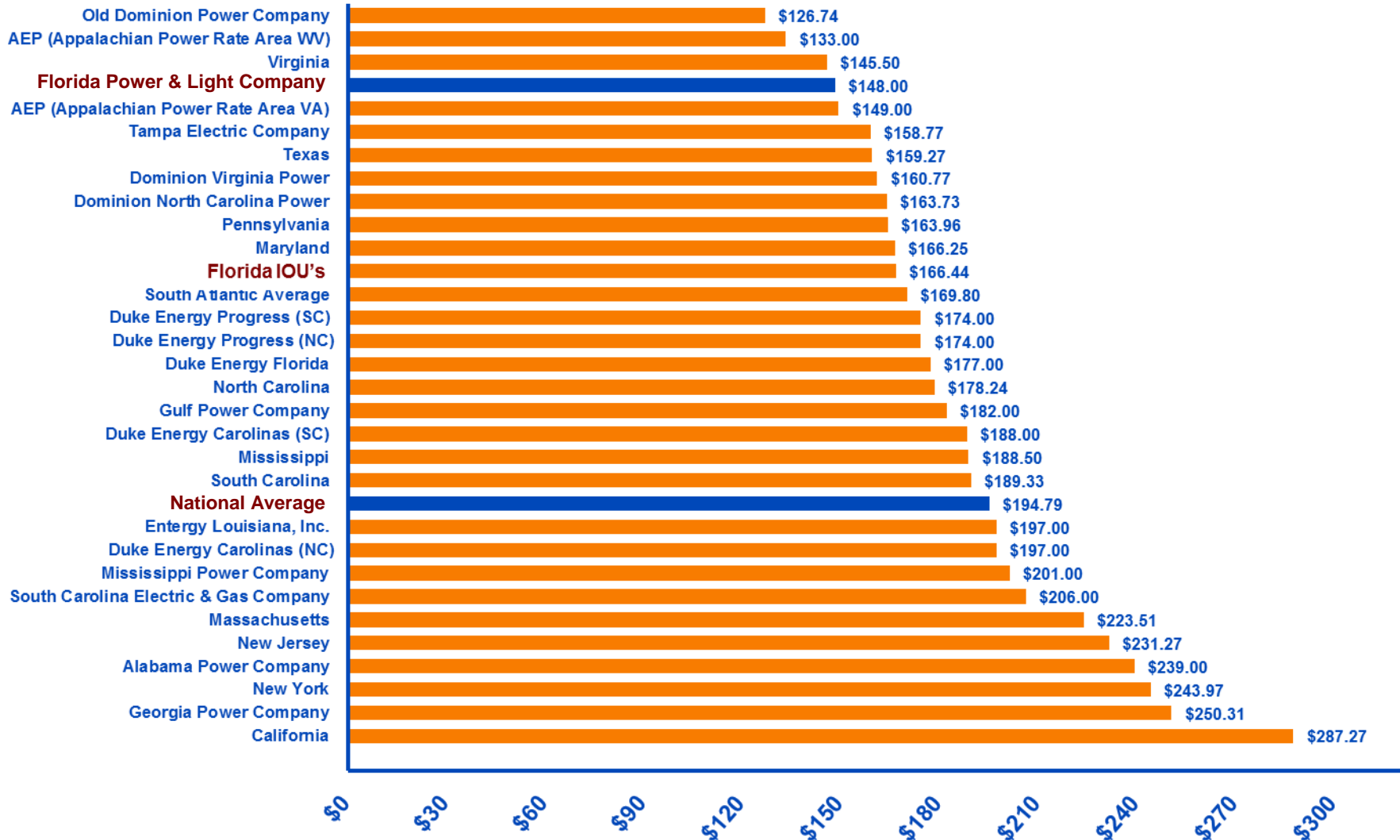
**Regulatory Affairs**  
**January 2014**

# FPL's small non-demand commercial bill is 24% below the national average

## Electric Bill Comparison - EEI

Rates effective July 2013

### Monthly Small Non-Demand Commercial Bill – 1,500 kWh



Bill comparisons as reported in the Edison Electric Institute (EEI) Typical Bills and Average Rates Report for Summer 2013. Averages are only for those companies that reported their rates to EEI, and therefore may not be all-inclusive. "Florida IOU's" as reported by EEI is the average of typical electric bills for Florida Power & Light Company, Gulf Power Company, Duke Energy Florida and Tampa Electric Company. Of the EEI utilities surveyed, the comparison shows the national average, selected state averages, and the FL IOUs.

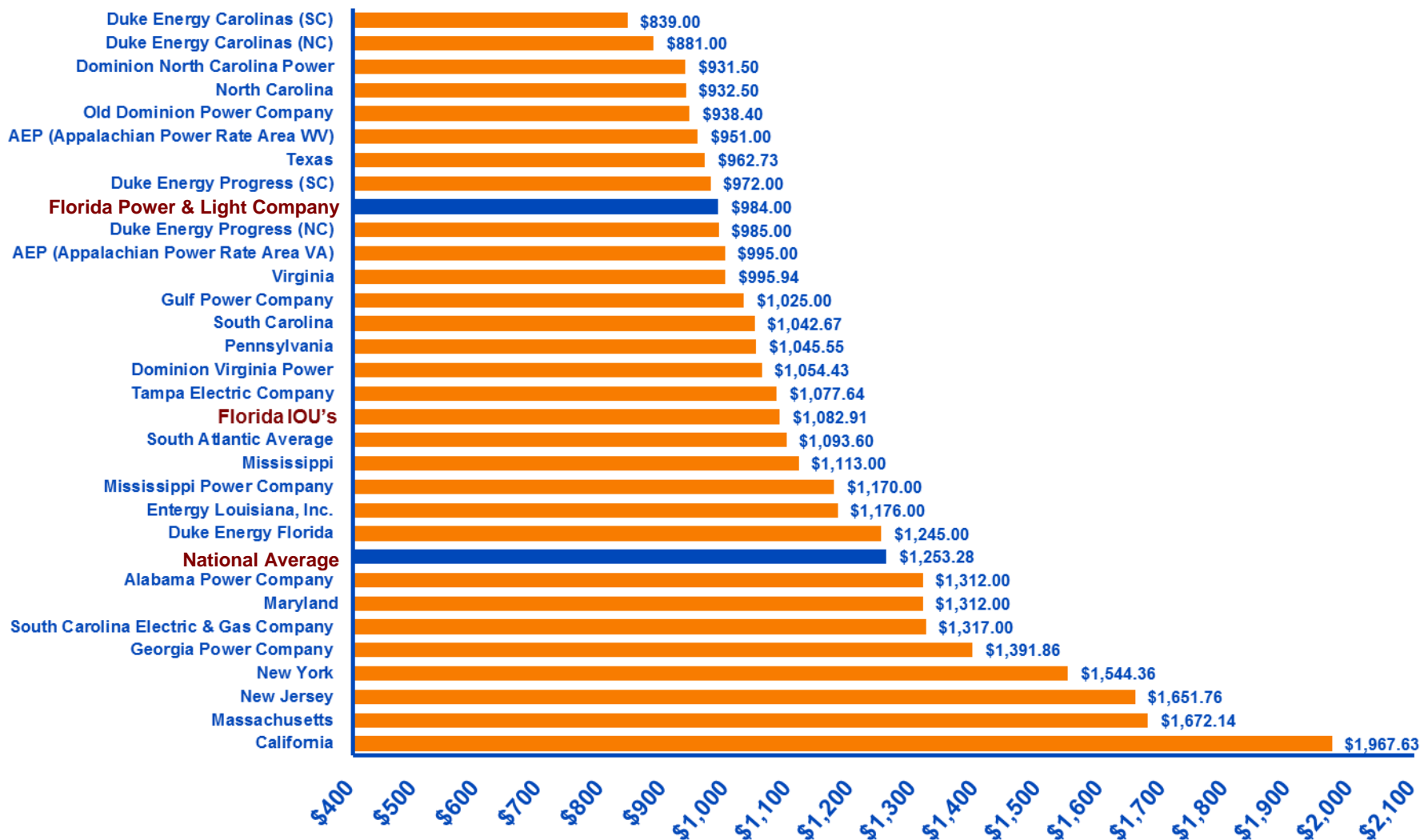


# FPL's small commercial bill is 21% below the national average

## Electric Bill Comparison - EEI

Rates effective July 2013

Monthly Small Commercial Bill – 40 kW, 10,000 kWh, 34% load factor



Bill comparisons as reported in the Edison Electric Institute (EEI) Typical Bills and Average Rates Report for Summer 2013. Averages are only for those companies that reported their rates to EEI, and therefore may not be all-inclusive. "Florida IOU's" as reported by EEI is the average of typical electric bills for Florida Power & Light Company, Gulf Power Company, Duke Energy Florida and Tampa Electric Company. Of the EEI utilities surveyed, the comparison shows the national average, selected state averages, and the FL IOUs.

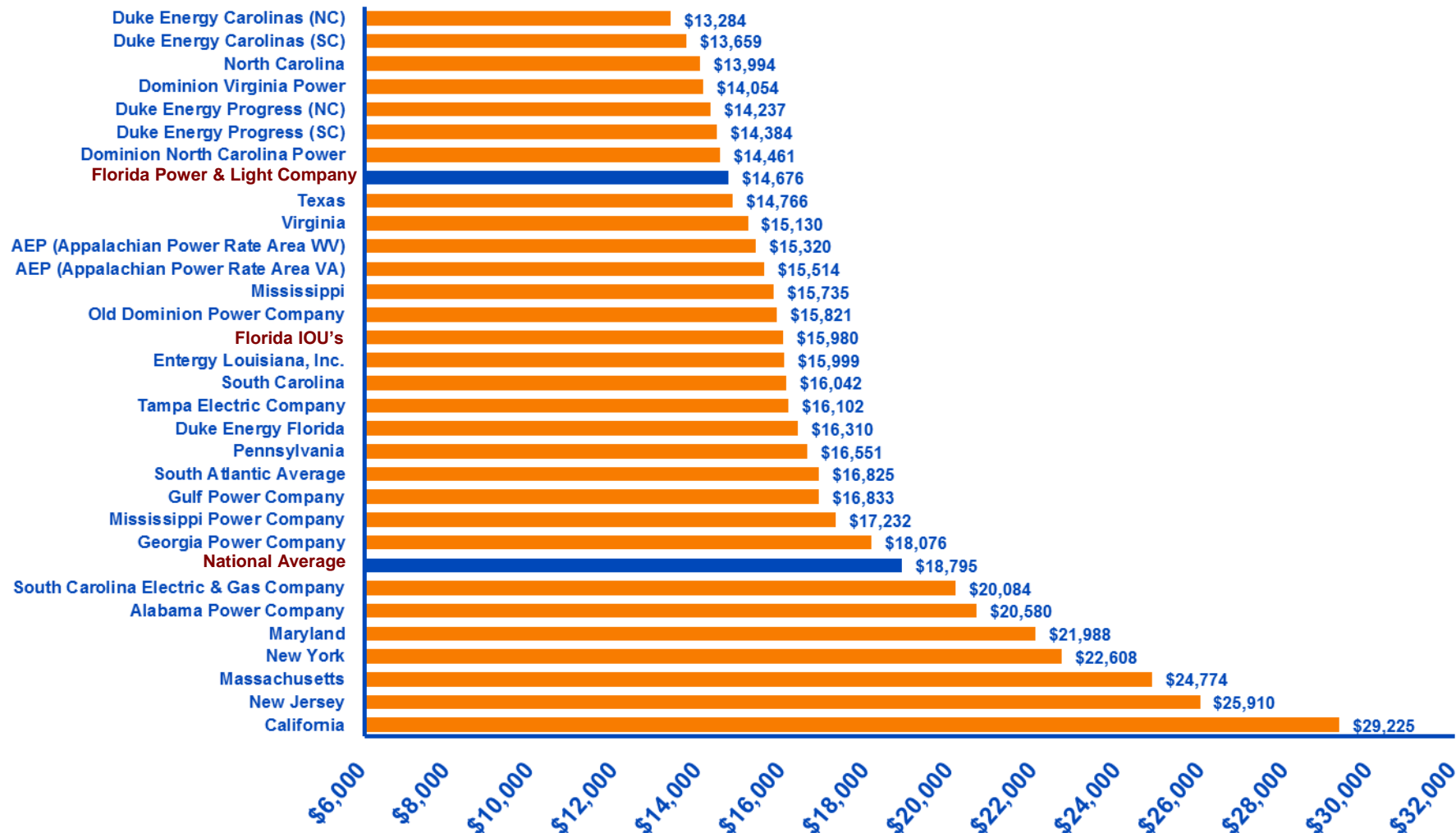


# FPL's medium commercial bill is 22% below the national average

## Electric Bill Comparison - EEI

Rates effective July 2013

Monthly Medium Commercial Bill – 500 kW, 180,000 kWh, 49% load factor



Bill comparisons as reported in the Edison Electric Institute (EEI) Typical Bills and Average Rates Report for Summer 2013. Averages are only for those companies that reported their rates to EEI, and therefore may not be all-inclusive. "Florida IOU's" as reported by EEI is the average of typical electric bills for Florida Power & Light Company, Gulf Power Company, Duke Energy Florida and Tampa Electric Company. Of the EEI utilities surveyed, the comparison shows the national average, selected state averages, and the FL IOUs.

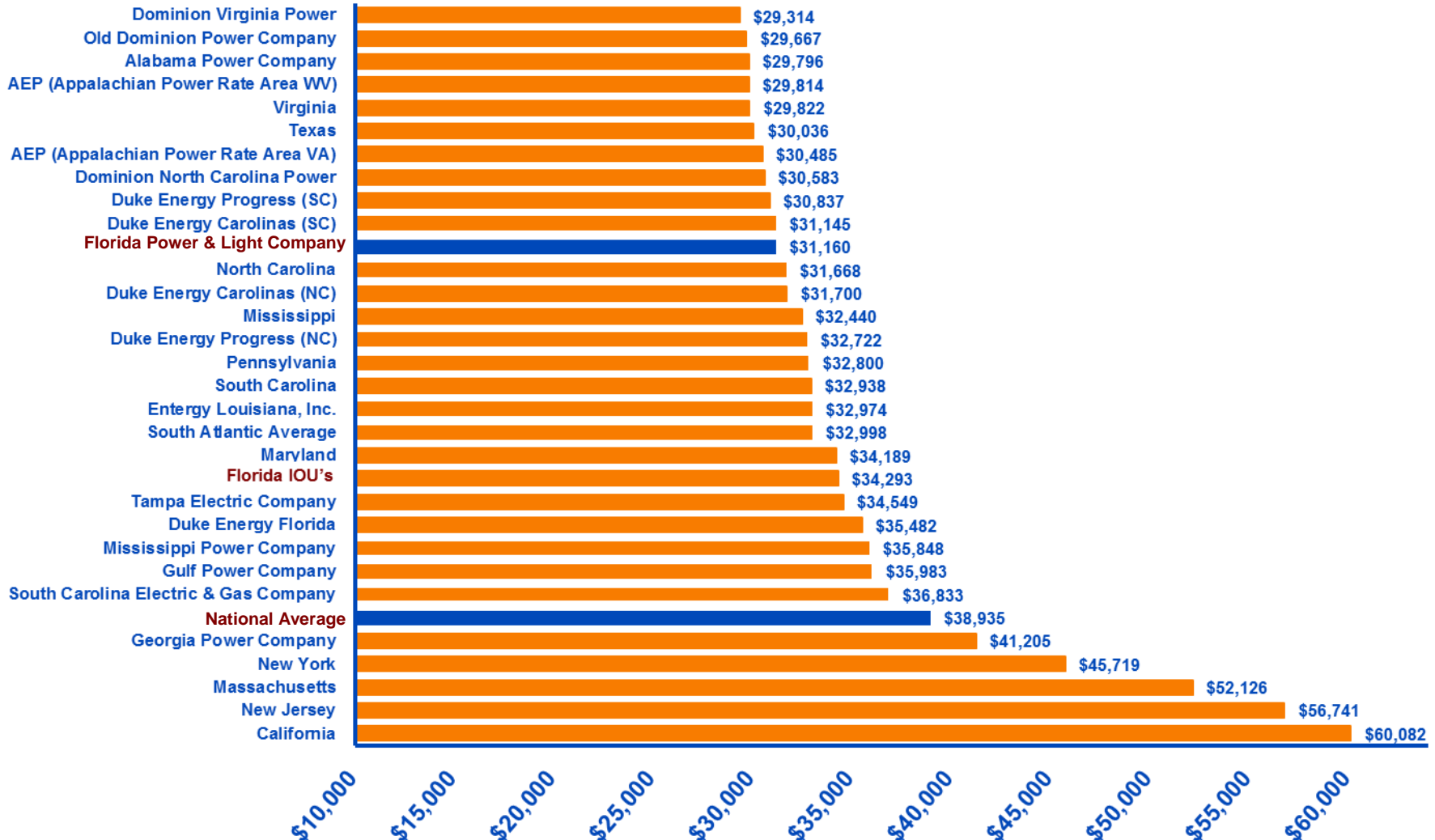


# FPL's large commercial bill is 20% below the national average

## Electric Bill Comparison - EEI

Rates effective July 2013

Monthly Large Commercial Bill – 1,000 kW, 400,000 kWh, 55% load factor



Bill comparisons as reported in the Edison Electric Institute (EEI) Typical Bills and Average Rates Report for Summer 2013. Averages are only for those companies that reported their rates to EEI, and therefore may not be all-inclusive. "Florida IOU's" as reported by EEI is the average of typical electric bills for Florida Power & Light Company, Gulf Power Company, Duke Energy Florida and Tampa Electric Company. Of the EEI utilities surveyed, the comparison shows the national average, selected state averages, and the FL IOUs.

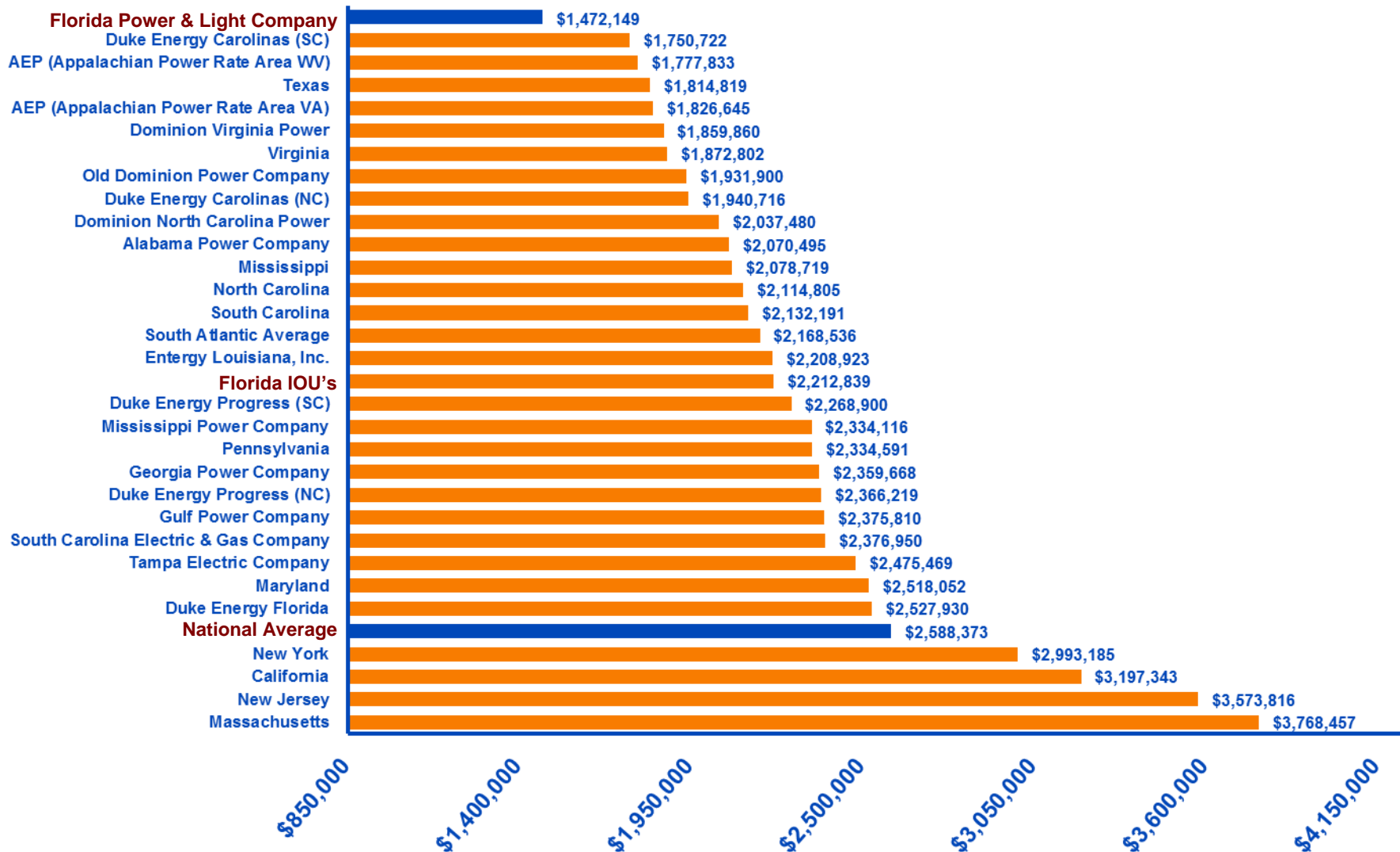


# FPL's large industrial bill is 43% below the national average

## Electric Bill Comparison - EEI

Rates effective July 2013

Monthly Large Industrial Bill – 50,000 kW, 32,500,000 kWh, 89% load factor



Bill comparisons as reported in the Edison Electric Institute (EEI) Typical Bills and Average Rates Report for Summer 2013. Averages are only for those companies that reported their rates to EEI, and therefore may not be all-inclusive. "Florida IOU's" as reported by EEI is the average of typical electric bills for Florida Power & Light Company, Gulf Power Company, Duke Energy Florida and Tampa Electric Company. Of the EEI utilities surveyed, the comparison shows the national average, selected state averages, and the FL IOUs.

